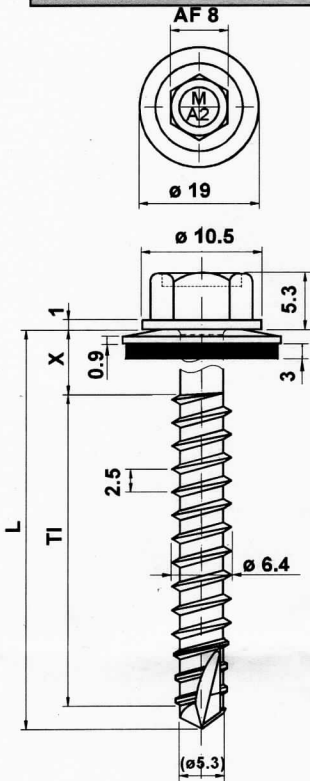


Technical performance data sheet: 7641



MAGE TOPEX STAINLESS STEEL 7641 Ø 6.5 mm

Fastener Material : 1.4301 Stainless Steel A2
 (304G 5 N AISI 304)

Washer Material : Stainless Steel A2 (304 grade), EPDM bonded.

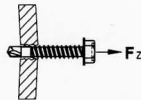
Drill Point : Fully Hardened Stainless Steel (for fastening steel thickness max. 0.8 mm. to timber.)

Diameter : HIGH - THREAD Ø 6,5 mm.

REMARKS:

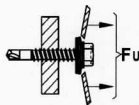
Look out speed Max. 1'300 rpm
 Steel Quality ≤ 3 mm. S 280 GD (Dx51D) 270 – 500 N / mm²

Pull-out load F_z in N



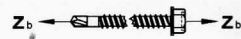
30 mm. thread into timber	5'572 N
---------------------------	---------

Pull-over load F_u in N



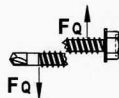
Steel S 280 GD (Dx51D) in mm.	0,4	0,5	0,63	0,75	0,88
Washer dia. 16 mm. Stainless steel	3595	5090	5430	6440	7530
Washer dia. 19 mm. Stainless steel	3950	5600	6640	7720	9020

Tensile breaking load Z_B in Kn



14,83 Kn

Sheer breaking load F_Q in Kn



12,86 Kn

Torsional strength in Nm

15 Nm

All values mentioned below are ultimate failure loads and do not contain any safety factors

